

ISUZU
D-MAX



GO YOUR OWN WAY

YOUR LIFE YOUR WAY

DRIVEN BY THE LEGENDARY ISUZU TURBO DIESEL ENGINE, THE D-MAX HAS ALL THE POWER AND PERFORMANCE YOUR LIFESTYLE DEMANDS.

Over a century of specialist engineering has gone into creating the reliable and rugged D-MAX. Combining power, efficiency and modern comforts, the new-look D-MAX is a ute designed to handle whatever you throw at it, giving you everything you need to escape the everyday and own your next adventure.

The ever dependable Isuzu D-MAX. GO YOUR OWN WAY.



4x4 LS-U Crew Cab Ute in Obsidian Grey mica



YOUR PIECE OF HISTORY

With a heritage stretching back to 1916, Isuzu Motors has the longest history of any Japanese vehicle manufacturer. Isuzu Motors is also the world's largest commercial diesel engine manufacturer, producing over 25 million engines to date and spanning light, medium and heavy weight classes. Isuzu diesel engines are relied upon by a number of top-level automobile manufacturers around the world for their superior performance and exceptional fuel economy.

The "pursuit of people's trust" is the underlying trait of product development at Isuzu. As a matter of principle, the vehicles we manufacture must be worthy of the trust of our drivers. This philosophy guides us in perfecting our technology and creating vehicles with a conscience.

The origin of our D-MAX ute can be traced back to the Isuzu WASP in 1963, which was produced under the initiative to build a car that looked like a passenger vehicle, but functioned as a truck. Over the next 50 years, backed by record sales, Isuzu utes were exported to various markets around the world. Today, over two million people depend on Isuzu utes for their daily lives.

1963



The Isuzu Wasp is released as the 1st ute in Isuzu's history

1972



The Isuzu Faster is released and is exported all around the world

1980



Isuzu 'pick-up' or 'KB' is offered in three cab styles: single, space and crew cab

1988



A monumental feat saw the Isuzu ute become the widest body in its class

2002

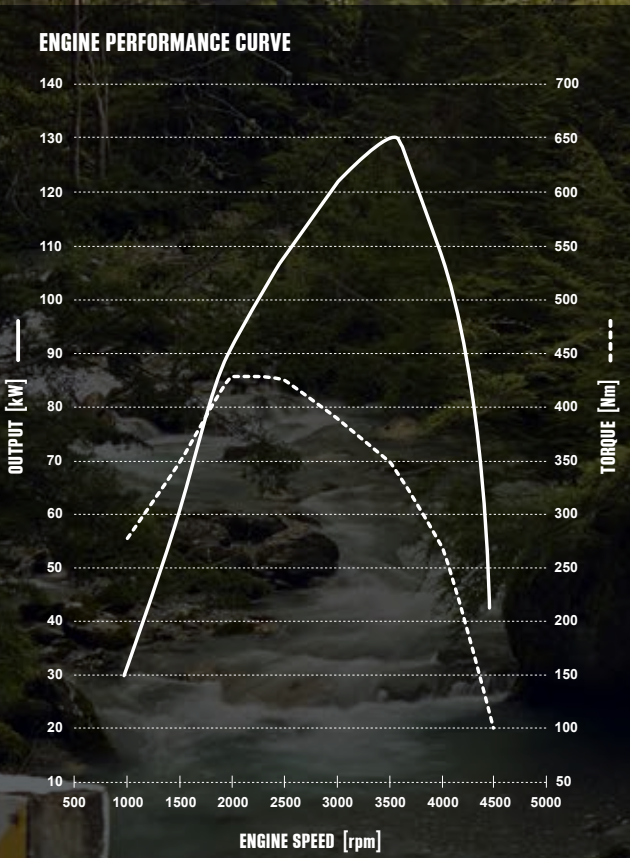


The internationally branded Isuzu D-MAX ute is launched worldwide

2010



D-MAX impresses with its tough, stylish and fuel efficient model line-up



Isuzu 4JJ1-TC Hi-Power turbo diesel engine offers a maximum torque output of 430Nm and 130kW of power

4x4 LS-U Crew Cab Ute in Venetian Red mica



YOUR POWER TO PERFORM

The Isuzu D-MAX range is powered by a highly refined 3-litre turbo diesel common rail engine which offers superior fuel efficiency thanks to low friction, fuel injection optimisation and a large front-mounted intercooler.

This advanced Euro5-compliant unit generates 130kW of power and a peak torque output of 430Nm at a low 2000rpm. Consistent levels of torque are delivered through the majority of the rev-range, aiding with drivability and making towing up to 3.5 tonnes* a breeze.

Mated to a 6-speed 'Rev-Tronic' automatic transmission with sequential sports mode, the automatic transmission features an adaptive-learning function which constantly monitors brake and throttle applications. This allows the transmission to automatically select the most appropriate shift points and lock-up points depending on the driver's behaviour, the vehicle's load and speed. A smooth shift six-speed manual transmission is also available. It features a superior gear-lever pivot point, reducing gear-shift travel for a sportier feel.

Whether it's hauling big loads, powering through the work week, cruising through the weekend or going where the others won't, the Isuzu D-MAX will get you there and beyond.

*Braked towing on 4x4 and 4x2 high-rise models when fitted with an optional genuine Isuzu D-MAX tow bar kit.

FUEL CONSUMPTION FIGURES		
Isuzu D-MAX Models		Combined Fuel Consumption ^A
Single Cab Models	A	7.5-7.7L/100km
	M	7.2-7.8L/100km
Space Cab Models	A	7.5-7.7L/100km
	M	7.8L/100km
Crew Cab Models	A	7.7-7.9L/100km
	M	7.4-8.1L/100km
A Automatic Transmission M Manual Transmission		
^A Fuel consumption and emissions figures based on ADR 81/02 (combined cycle test) and are to be used for vehicle comparison purposes only. Actual fuel consumption and emissions will vary depending on many factors including, but not limited to, traffic conditions, individual driving style and vehicle condition.		



4x4 LS-M Crew Cab Ute in Obsidian Grey mica



YOUR FUEL EFFICIENCY

Isuzu is fully committed to lowering emissions over the course of a vehicle's life cycle - from materials procurement to disposal and recycling. This philosophy is no better illustrated than in our Isuzu D-MAX.

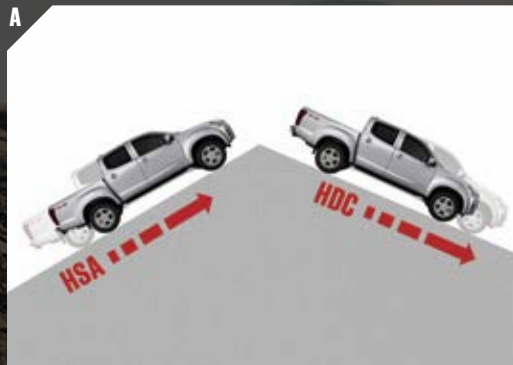
For precise control over fuel injection timing and the quantity of fuel delivered, our common rail technology is unsurpassed. The Isuzu high pressure common rail technology ensures you burn minimal fuel while returning maximum performance, while the Variable Geometry System (VGS) turbocharger constantly adjusts to achieve maximum air compression from low RPM. This ensures minimal fuel usage and maximum torque throughout the rev-range.

The Isuzu D-MAX has further improved on its renowned fuel efficiency and performance after extensive wind tunnel testing at the Japan Railway Technical Research Institute where the Bullet Train is developed. This ensures the Isuzu D-MAX is the most aerodynamic yet with record low Cd (drag coefficient) figures. This development has also realised an improvement in cabin noise levels adding to passenger comfort.

- A** Multi Information Display of instant and average fuel consumption
- B** Improved redesign of fuel injector pintle caps for optimum fuel efficiency
- C** Fuel efficient sequential shift 6-speed automatic transmission
- D** State-of-the-art aerodynamic exterior design, tested for minimal drag



A



B



C



D



YOUR OWN ADVENTURE

With a "Terrain Command" 4WD select system, drivers can adjust between 2WD-high and 4WD-high modes while travelling at speeds of up to 100km/h, and 4WD-low for rugged terrain. Isuzu D-MAX drivers can comfortably tackle any environment with an electronic brake control that automatically engages the Hill Start Assist (HSA) to prevent vehicle roll-back when starting on steep gradients (above 5.7 degrees). Hill Descent Control (HDC) will give you the confidence to tackle any downhill terrain, giving you maximum traction on rough terrain. Steel underbody protection along with generous ground clearance adds further peace of mind when heading off-road.

The Isuzu D-MAX will redefine your spirit for adventure and allow you to go places you've never before dared. Independent double wish-bones with coil springs and gas shock absorbers guarantee superior front end grip and steering control. The rear suspension consists of long span leaf springs (under-slung on low-ride models and over-slung on high-ride models) resulting in excellent traction and stability under every road condition - with or without loading.

- A** HSA prevents roll back on gradients above 5.7 degrees, while HDC provides maximum traction going downhill
- B** "Terrain Command" 4WD system allows for simple shift from 2WD-high, 4WD-high and 4WD-low
- C** Large front brakes with ventilated disc
- D** Steel underbody guards on sump and transfer case on 4x4 models





4x4 LS-U Crew Cab Ute in Titanium Silver metallic and 4x4 LS-M Crew Cab Ute in Titanium Silver metallic



YOUR BOLD STYLE

With a commanding stance, the Isuzu D-MAX combines a metropolitan style with tough off-road ruggedness.

Muscular flared wheel arches and flowing lines create a balanced profile that not only looks the part, but is appropriately designed with the practical features required to fulfil your driving purpose – such as LED Daytime Running Lights (DRLs), ultra-bright LED taillights, and piercing projector headlights (standard on LS-M and LS-U models).

Designed to stand out from the crowd, the exterior styling of the Isuzu D-MAX reflects the Go Your Own Way attitude.

A The aerodynamic grille offers a stylish exterior for the powerful D-MAX engine

B Projector headlights and DRLs are standard on LS-M and LS-U models

C LED rear taillights are standard on LS-M and LS-U models





YOUR COMFORT & CONVENIENCE

At your fingertips you will find all the technology and modern conveniences you have come to expect in a new ute.

A large cabin interior across the range provides greater head and leg room for all passengers, and a contoured seat design with 'wrap-around' bolsters provide increased shoulder, back and base support delivering more comfort for occupants. Thoughtfully-designed wider door arches and A-pillar assist grips allows for easy access to the cabin. Multiple cup holders and storage points throughout the cabin make it easy to store your gear. Including dual glove boxes and centre console bin and for items large and small.

Every D-MAX offers a generous complement of standard equipment, including air conditioning with a fine-particle pollen filter and an audio system with iPod® and Bluetooth® connectivity for phone and audio streaming. All SX and LS models come equipped with a touchscreen audio display, while LS-M and LS-U models also receive a reversing camera as standard. LS-U models are equipped with touchscreen SatNav as standard.

All SX and LS models are equipped with steering wheel cruise control and audio controls to help keep you focused on the road ahead. Remote keyless entry, power windows and mirrors are standard on SX and LS models.

- A** Electroluminescent instrument display gives clear vision to the driver (LS-M and LS-U models)
- B** Reversing camera equipped on all LS-M and LS-U models (optional accessory for SX models - LS-U model shown)
- C** Climate control air conditioning equipped on all LS-U models
- D** SatNav standard on all LS-U models*
- E** All LS Space and Crew Cab models are equipped with USB ports in the front and rear of the cabin

The Bluetooth® word mark is owned by Bluetooth SIG, Inc. Not all devices will be compatible and functionality will vary depending on the device.

iPod® is a trademark of Apple, Inc.

*8 inch audio head unit available on all D-MAX LS-U vehicles built from January 2017 onwards. Earlier built D-MAX LS-U models will have a 7 inch audio head unit. Please check with your local Isuzu UTE Dealer which audio system is available on the vehicle before ordering.





4x4 LS-U Crew Cab Ute in Titanium Silver metallic



YOUR SUPERIOR SAFETY

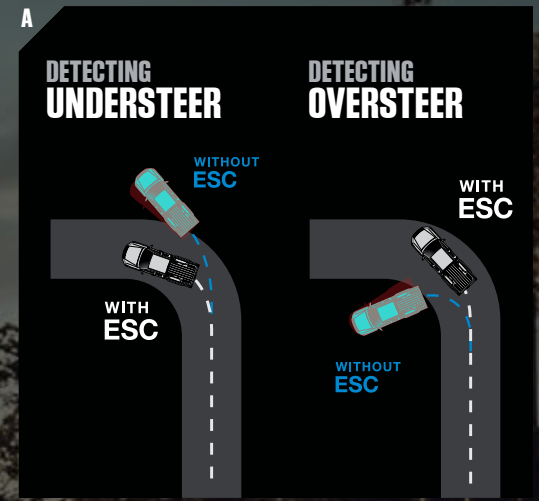
The entire D-MAX range has been designed to keep you and your passengers safe with a host of active and passive safety features as standard, including 6 airbags (dual front, curtain and side), Electronic Stability Control (ESC), Traction Control System (TCS) and four channel four sensor ABS (Anti-skid Brake System) with EBD (Electronic Brakeforce Distribution) and Emergency Brake Assist (EBA). A high-strength tailor blank welded passenger safety cell with side impact anti-intrusion bars also increases occupant safety.


Further enhancing driver safety is a collapsible steering column and brake pedal, while pedestrian safety is increased with an impact absorbing bonnet design, recessed fog lamps and shatter resistant polycarbonate headlamp covers. All of this adds up to give 4x4 and 4x2 High-Ride Crew Cab Isuzu D-MAX models a 5 star ANCAP safety rating* to keep you safe whether you're hard at work or on an adventure.

- A** Included on all D-MAX models, Electronic Stability Control (ESC) detects if the vehicle is under or oversteering
- B** The cabin is constructed from high tensile tailor blank welded steel for unyielding strength and rigidity of the passenger safety cell
- C** For the essential safety and protection of all occupants - 6 airbags: dual front, curtain and side



*5 star ANCAP safety rating applies to D-MAX 4x4 Crew Cab variants built from November 2013 and 4x2 High-Ride Crew Cab variants built from November 2014.





YOUR TRUCK SPIRIT




The Isuzu D-MAX comes from a lineage of the world's toughest, most reliable workhorses. A truck-tough chassis means better balance and performance whether loaded or not, delivering superior stability and roadholding in all conditions. Isuzu has created over 25 million diesel engines around the world, engines that have been honed in trucks and light-commercial vehicles for generations, and under the hood of the D-MAX is a honed engine that won't let you down.

Over 4,000,000km of strenuous testing in searing heat, heaving rain, hail and even snow was conducted in the development of the Isuzu D-MAX to ensure it never lets you down.

As a testament to our immense confidence we have in building durable, reliable and efficient utes, every Isuzu D-MAX is backed by the Isuzu UTE Australia Service Plus Program which adds further peace of mind when it comes to protecting your investment. Designed with superior know-how you don't just get a ute, you get the tools to go your own way with every Isuzu D-MAX.

- A** Advanced induction hardened liner technology eliminates the need for cylinder liners
- B** Steel timing chain (not poly belt)
- C** 6-speed automatic and manual transmissions with equal maximum torque output (manual shown)
- D** Sophisticated engine head; cam-to-valve roller bearings and variable swirl action gas flow
- E** Variable Geometry System (VGS) Turbo-charger provides lower emissions and higher engine output
- F** Large intercooler means greater thermo-cooling capacity
- G** High pressure common rail fuel injection system minimises the amount of fuel needed in the combustion process, providing superior fuel economy
- H** Independent double wishbone and gas shock absorber front suspension. Over slung rear springs for improved off-road operation on 4x2 high-ride and all 4x4 models



OVER A CENTURY OF TRUCK
MANUFACTURING DNA IS REFLECTED
IN THE RUGGED ISUZU D-MAX.

*5 years/130,000km whichever occurs first, for eligible customers. Excludes trays and accessories. >The Capped Price Servicing Program ("CPS Program") applies to Eligible Vehicles with a Warranty Start Date on or after 1/1/15 at Participating Isuzu UTE Dealers only. The 5 years Capped Price Servicing covers the first 5 Scheduled Services for 16.5MY and later vehicle models for up to 5 years/50,000km (whichever occurs first). CPS Program is subject to change. For full terms & conditions and current pricing visit isuzuute.com.au/service-plus.

LS-U Crew Cab Ute engine and chassis



YOUR WORKHORSE

The Isuzu D-MAX is built to work hard for all professionals. Whether you're working the land, a building site or keeping the family on the go, the superior ladder chassis design provides a robust platform for all D-MAX variants. Dubbed the "i-GRIP" (Isuzu Gravity Response Intelligent Platform), this proven chassis has increased strength and rigidity by 42% over its predecessor, thanks to a larger side rail cross-section and the addition of 'cross member to chassis rail' braces. With improved stability while both loaded and towing, it ensures long term durability and sure-footed performance.

Our ingenious 'Space Cab' is a worker's best mate – it features convenient rear 'wing' doors to make cabin access even easier and pull-down 'jump' seats for additional passengers. For even more versatility, match your D-MAX with a genuine Isuzu D-MAX tray body. Choose from our range of alloy or steel trays and accessories so you're equipped to get the job done. To top it off, all SX and LS-M models come standard with tough 'All-terrain' tyres, which make light work of even the roughest of terrain, but also offer a smooth ride on-road with low road noise.

- A** Strong, durable yet light chassis design
- B** Spacious rear cabin and rear 'wing' door access in Space Cab
- C** Fold down rear seats in Space Cab with storage compartments
- D** SX interior with 7" touchscreen and Bluetooth® audio streaming

The Bluetooth® word mark is owned by Bluetooth SIG, Inc. Not all devices will be compatible and functionality will vary depending on the device.



4x4 SX Single Cab Chassis with optional Heavy Duty Alloy Tray in Splash White

YOUR WORK FLEET

From the outset of design, the entire D-MAX range has been engineered for a purpose, for reliability, durability and economy. With 22 D-MAX variants, there will always be a D-MAX to suit your specific requirements. Whether your fleet needs to go the distance on highways, the land or construction sites, an Isuzu D-MAX will get them where they need to go and back again.

The D-MAX range has been engineered to be extremely efficient, with low fuel consumption from 7.2L/100km⁴. Lower fuel consumption means fewer trips to the fuel pump and valuable cost savings across your fleet.

Isuzu UTE's dealer network spans every state and territory in Australia, including regional and remote locations, so support is always close at hand. Our dedicated team of fleet managers are always available to ensure that your fleet requirements are met.

Whether you are a one man operation or an international corporation, a D-MAX fleet will be equipped to suit all aspects of your business.

⁴Fuel consumption and emissions figures based on ADR 81/02 (combined cycle test) and are to be used for vehicle comparison purposes only. Actual fuel consumption and emissions will vary depending on many factors including, but not limited to, traffic conditions, individual driving style and vehicle condition.



From left: 4x4 SX Crew Cab Ute in Splash White. 4x4 LS-U Space Cab Ute in Titanium Silver. 4x4 SX Single Cab Chassis fitted with optional Heavy Duty Alloy Tray and Heavy Duty Alloy Ladder Rack Kit in Splash White

YOUR ISUZU UTE BENEFITS

PURCHASING AN ISUZU D-MAX IS JUST THE START OF YOUR JOURNEY. YOU GET AN EVER-DEPENDABLE UTE AS WELL AS ACCESS TO SERVICES, I-VENTURE CLUB AND ACCESSORIES THAT WILL HELP YOU GO YOUR OWN WAY FOR LONGER.

SERVICE+PLUS

5 YEAR WARRANTY [^]	5 YEARS ROADSIDE ASSIST	5 YEARS CAPPED PRICE SERVICE ^{>}
---	--------------------------------------	---

Enjoy the ultimate peace of mind with Isuzu UTE's comprehensive Service Plus program. Every D-MAX comes with a bumper-to-bumper 5 year/130,000km[^] warranty, complimentary 5 years Roadside Assistance to cover any unexpected bumps in your journey, and 5 years/50,000km of Capped Price Servicing[>] so you can enjoy 'no surprises' when servicing.

Through expert servicing with factory trained technicians, you will receive access to genuine servicing, genuine parts and genuinely great customer service. Your local Isuzu UTE service centre will keep your D-MAX performing at its best to help you go your own way.



If you purchase a 4x4 D-MAX you won't want to miss the opportunity to properly test its potential, and your mettle! Build your 4x4 skills and become the off-road champion you've always wanted to be with I-Venture Club. As an Isuzu UTE owner, you can sign up to exclusive trips that take you to some of Australia's most breathtaking and challenging off-road destinations.

Learn from our qualified 4x4 instructors, see the sights of some of Australia's best 4x4 tracks and come away with the skills to handle the toughest terrain a D-MAX can find.

Head to iventureclub.com.au to get a taste of what's to come!

GENUINE ACCESSORIES

Fit out your D-MAX with Isuzu UTE Genuine Accessories to go further and tackle more challenging terrains in true go your own way style. Isuzu UTE's extensive range of D-MAX genuine accessories lets you enhance and personalise your ute with precision-engineered accessories of the highest quality that ensure the correct fit, every time. Every genuine accessory comes with a comprehensive warranty¹ to give you the ultimate peace of mind.

Pack more, do more or just add a little more style to your D-MAX with Isuzu UTE Genuine Accessories. Check out the full range of accessories to help you go your own way, see the D-MAX Genuine Accessories brochure or isuzuute.com.au.



[^]5 years/130,000km whichever occurs first, for eligible customers. Excludes trays and accessories. [>]The Capped Price Servicing Program ("CPS Program") applies to Eligible Vehicles with a Warranty Start Date on or after 1/1/15 at Participating Isuzu UTE Dealers only. The 5 years Capped Price Servicing covers the first 5 Scheduled Services for 16.5MY and later vehicle models for up to 5 years/50,000km (whichever occurs first). CPS Program is subject to change. For full terms & conditions and current pricing visit isuzuute.com.au/service-plus. ¹Warranty for Isuzu UTE Genuine Accessories fitted by an authorised Isuzu UTE Dealer at the point of sale of a new Isuzu UTE vehicle are covered for three (3) years or 100,000 kilometres, whichever occurs first; Isuzu UTE Genuine Accessories fitted by an authorised Isuzu UTE Dealer after the delivery of a new Isuzu UTE vehicle are covered for one (1) year or 40,000 kilometres from the date of accessory purchase, whichever occurs first; Isuzu UTE Genuine Accessories not fitted by an authorised Isuzu UTE Dealer are warranted from the date of purchase for one (1) year or 20,000 kilometres, whichever occurs first. Further details on warranties and associated disclaimers are available from Isuzu UTE Australia Pty Ltd upon request.

4x4 LS-M Crew Cab Ute in Obsidian Grey mica fitted with optional Isuzu UTE Genuine Accessories

D-MAX EX

THE WORKHORSE 4X4 OF OUR RANGE COMES EQUIPPED WITH EVERYTHING NEEDED TO TACKLE THE NEEDS OF THE LAND, THE WORKSITE OR THE HIGHWAY. AVAILABLE AS A 4X4 SINGLE CAB CHASSIS.



DRIVETRAIN OPTIONS

4X4

CABIN TYPE

SINGLE CAB



EX KEY FEATURES

- Leather steering wheel with audio controls
- Audio system with mini USB and Bluetooth® audio streaming
- Easy clean vinyl flooring
- Heavy duty suspension
- Manual air conditioning
- Black grille and front bumper
- Black side mirrors
- Halogen multi-reflector headlights
- 16” silver-finish steel wheels with full size steel spare wheel
- All terrain tyres 245/70 R16

Model shown: 4x4 EX Single Cab Chassis in Titanium Silver metallic

D-MAX SX

AVAILABLE IN A RANGE OF CONFIGURATIONS, THE VERSATILE SX RANGE IS THE PERFECT CHOICE FOR DEMANDING FLEETS AND SMART BUSINESSES. AVAILABLE IN 4X2 LOW-RIDE, 4X2 HIGH-RIDE, 4X4 AND IN SINGLE, SPACE AND CREW CAB OPTIONS.



DRIVETRAIN OPTIONS

4X4

4X2

CABIN TYPES

SINGLE CAB



SPACE CAB



CREW CAB



SX KEY FEATURES

- Leather steering wheel with cruise and audio controls
- Touchscreen audio system with USB and Bluetooth® audio streaming
- Gun metal grey grille
- Colour coded front bumper
- Colour coded side mirrors
- Power windows and electric mirrors
- Remote keyless entry and central locking
- 16” silver-finish steel wheels with full size steel spare wheel (15” on low-ride models)
- All terrain tyres 245/70 R16 (highway terrain tyres; 215/70 R15c on low-ride models)
- Heavy duty suspension on all cab chassis models
- Cabin guard frame on ute variants only

Model shown: 4x4 SX Crew Cab Ute in Titanium Silver metallic

D-MAX LS-M

THIS 4X4 CREW CAB IS READY TO TACKLE ANY TERRAIN AND GET YOU WHERE YOU NEED TO GO AND BACK AGAIN IN COMFORT. AVAILABLE AS A 4X4 CREW CAB.



DRIVETRAIN OPTIONS

4X4

CABIN TYPE

CREW CAB



LS-M KEY FEATURES

- Touchscreen audio system with USB and Bluetooth® audio streaming
- Reversing camera
- Projector headlights
- LED daytime running lights
- Front fog lights
- Heavy duty suspension
- 16” alloy wheels with full size steel spare wheel
- All terrain tyres 245/70 R16
- Chrome grille and door handles
- Black rear-step bumper
- Lockable tailgate

Model shown: 4x4 LS-M Crew Cab Ute in Titanium Silver metallic

D-MAX LS-U

STEP INTO A MORE LUXURIOUS UTE WITH THE LS-U. EQUALLY SUITED FOR TACKLING WORKSITES OR CITY STREETS, THE LS-U IS EQUIPPED WITH EVERYTHING YOU NEED FOR WORK OR PLAY. AVAILABLE IN 4X4 SPACE CAB AND CREW CAB OPTIONS AND IN A 4X2 HIGH-RIDE CREW CAB OPTION.



DRIVETRAIN OPTIONS

4X4

4X2

CABIN TYPES

SPACE CAB



CREW CAB



LS-U KEY FEATURES

- Touchscreen audio system with USB and Bluetooth® audio streaming
- SatNav
- Reversing camera
- Aluminium side steps
- Climate control air conditioning
- Shark fin aerial
- 17” alloy wheels with full size steel spare wheel
- Highway terrain tyres 255/65 R17
- Chrome side mirrors with fold in/out mode
- Carpet flooring
- Chrome rear-step bumper

Model shown: 4x4 LS-U Crew Cab Ute in Titanium Silver metallic

All features mentioned are a guide for quick comparison. Refer to the D-MAX specification sheet for further details on available features. The Bluetooth® word mark is owned by Bluetooth SIG, Inc. Not all devices will be compatible and functionality will vary depending on the device.



ISUZU
UTE

**GO YOUR
OWN WAY**

www.isuzuute.com.au Toll Free: 1300 147 898

This brochure should be read with the separate Isuzu D-MAX Specification insert. Isuzu UTE Australia Pty Ltd (ABN 80 129 563 739, 1000 Wynnum Road, Cannon Hill, Queensland, 4170, Australia) reserves the right to change specifications and content without notice, subject to any applicable Federal, State or Territory laws or regulations which may apply. Any accessories shown herein are illustrative and generally are extra-cost optional, not standard equipment. Colours depicted herein may differ from actual due to the printing process. Please refer to isuzuute.com.au or consult your authorised Isuzu UTE Dealer for current availability of models, options, specifications, colours and Isuzu UTE Genuine Accessories. No part of this brochure can be reproduced without the written permission from Isuzu UTE Australia.

All information is true and correct at the time of publishing, January 2017. Printed in Australia. Copyright Isuzu UTE Australia Pty Ltd 2017.
Part No.: 5643756010 - 17MY D-MAX SALES BROCHURE

